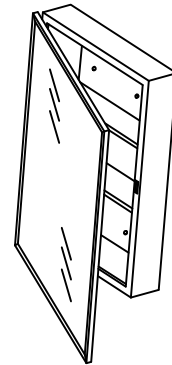


SPECIFICATION SHEET (Model NO.404469)

MEDICINE CABINET



FEATURES SPECIFICATIONS

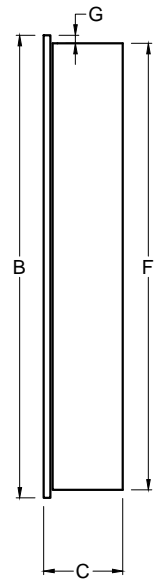
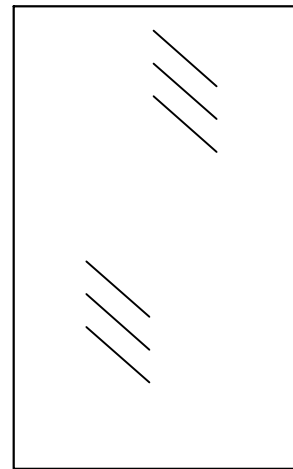
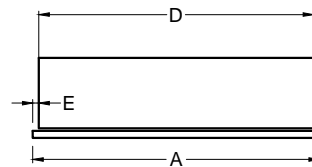
- Surface Mount Installation
- One piece steel housing
- 25 gauge steel construction with white, heat cured, powder coated finish
- Framed mirror door
- Polished stainless steel frame
- 3MM float glass mirror door front
- 25 gauge steel door back with white, heat cured, powder coated finish
- 16" continuous piano hinge (1 typical)
- Magnetic door catch in the cabinet body align to stainless steel striked plate on the door back (1 typical)
- Reversible for left-hand or right-hand door swing
- 25 gauge steel shelves with white, heat cured, powder coated finish, adjustable (2 typical)
- Includes installation hardware

Finishes:

Housing: Basic White

Mirror: Flat mirror

Frame: Polished Stainless Steel



DIMENSIONS IN INCHES*

Model #	Description	A	B	C	D	E	F	G
404469	16 X 26 SURF MNT MIRROR MEDI CAB	16 ⁷ / ₈	26 ¹ / ₁₆	5 ³ / ₁₆	15 ¹ / ₂	9 ⁹ / ₃₂	25 ⁹ / ₁₆	1 ¹ / ₄